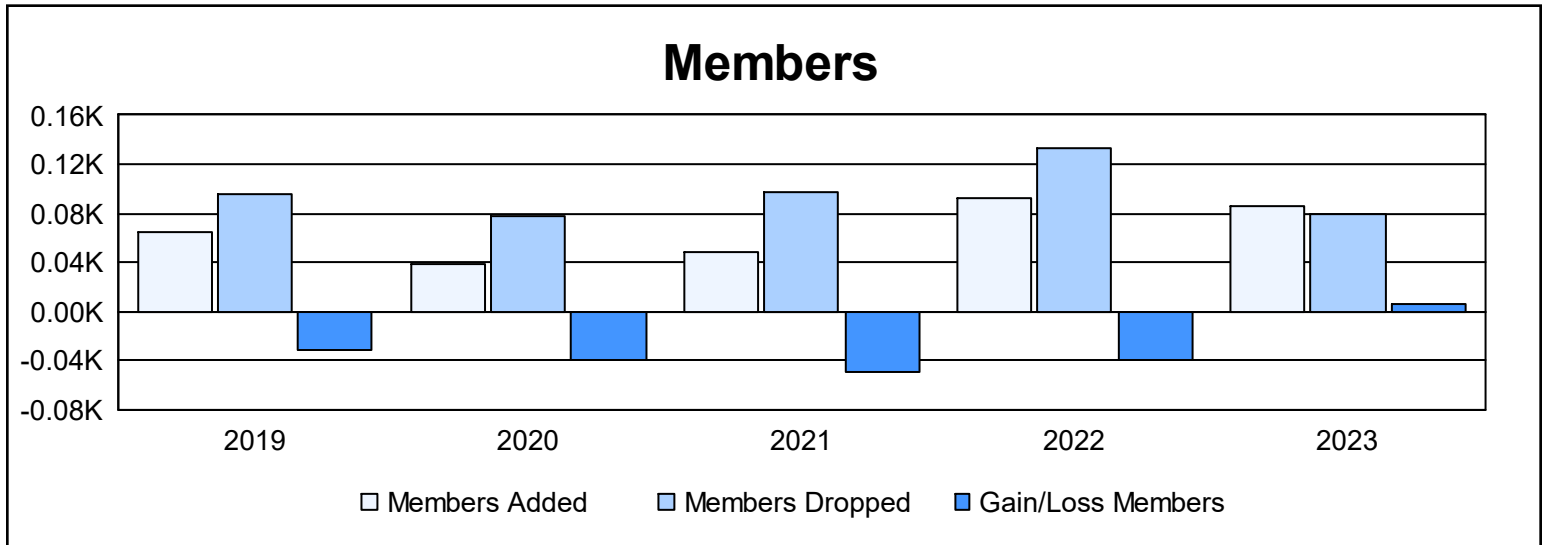
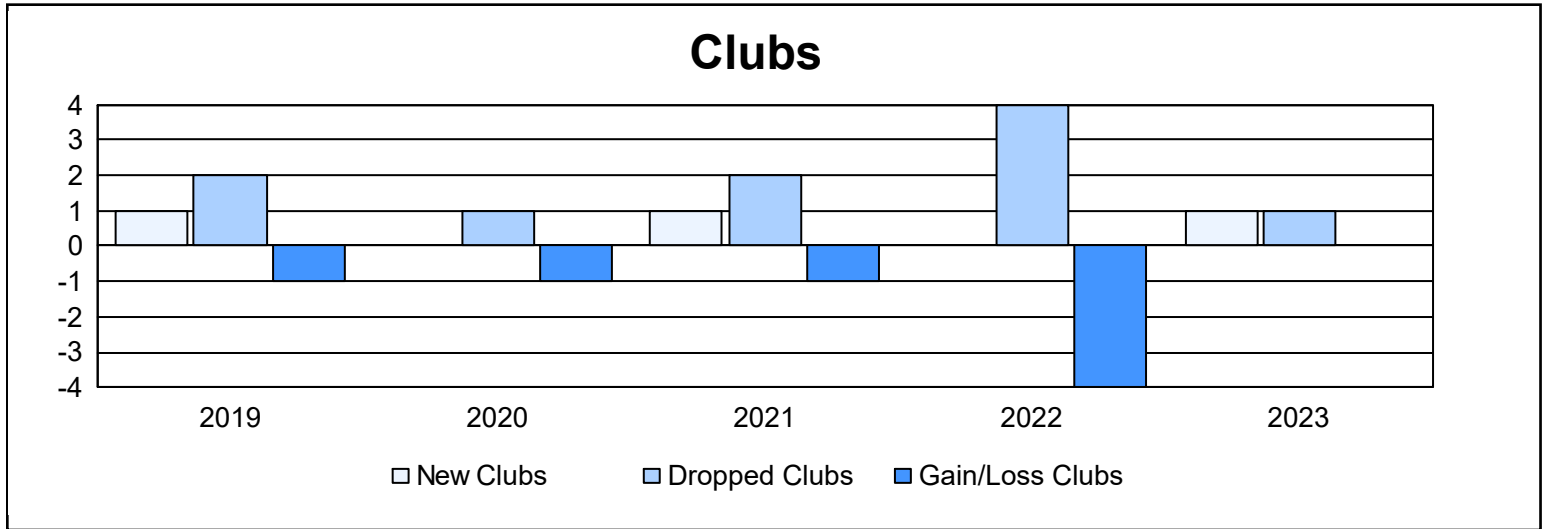
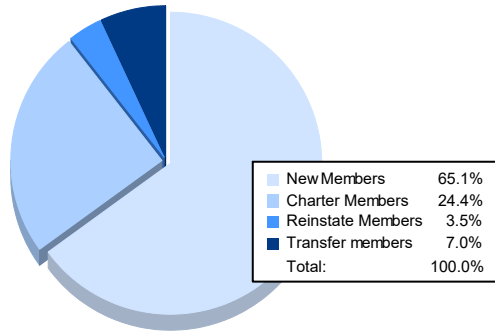


Year	New Clubs	Dropped Clubs	Gain/ Loss Clubs	New Members	Charter Members	Reinstate Members	Transfer Members	Total Member Added	Total Members Dropped	Gain/ Loss Members
2018-2019	1	2	-1	34	8	1	21	64	95	-31
2019-2020	0	1	-1	30	0	7	2	39	78	-39
2020-2021	1	2	-1	23	20	1	4	48	97	-49
2021-2022	0	4	-4	80	0	3	10	93	133	-40
2022-2023	1	1	0	56	21	3	6	86	80	6
<b>Average</b>	<b>1</b>	<b>2</b>	<b>-1</b>	<b>45</b>	<b>10</b>	<b>3</b>	<b>9</b>	<b>66</b>	<b>97</b>	<b>-31</b>



### Membership Composition June 2023 Cumulative



### Gender Composition June 2023 Cumulative

